

INTERIOR CREATIONS, INC.

Custom Pillow Designs

It is our goal to make your design process easy as well as fun. Refer to this booklet -- online or print out to have handy -- as you browse our Fabric and Trim pages online.

Follow these steps to create your own personalized throw pillows:

BASICS:

- Browse through this booklet; decide on size(s) and style(s) you prefer
- Feel free to create your own mix&match design from our - or your own - ideas
- Please note: designs with complex fabric piecing and/or elaborate trim will require a sketch to be faxed to us with detailed descriptions as well as submitting the online order form

FABRIC:

- Choose from selection on Fabric pages online
- Square/rectangle back: solid front will have same back unless specified; pieced/panel front can be same back or solid from one of front fabrics. Please specify

PERIMETER TRIM:

- Piping/welt, flange, ruffle, fringe, cording
- Alone or in any combination
- Choose from selection on Trim page online
- Choose welt and flange/ruffle fabric from Fabric page

OTHER TRIM:

- Tassels, cording
- Choose from selection on Trim page online
- Choose covered button fabric from Fabric pages online

Square Pillow

BASICS:

- Choose pillow size and style

FABRICS:

- 4-square/triangle pieced body can be 1, 2 or 4 fabrics (using 1 fabric will alternate directions for contrast)
- Unless specified, fabric numbering will correspond to examples at right
- Choose from Fabric pages online

PERIMETER TRIM:

- Piping/welt, flange, ruffle, fringe, cording
- Alone or in any combination
- Choose welt and flange/ruffle fabric from Fabric pages online

OTHER TRIM:

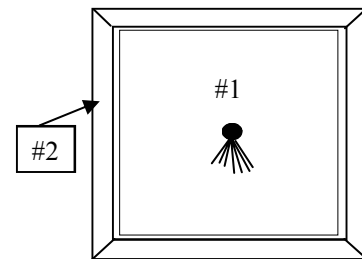

- Tassels, covered buttons
- Choose trim from Trim page online
- Choose covered button fabric from Fabric pages online

Remember:

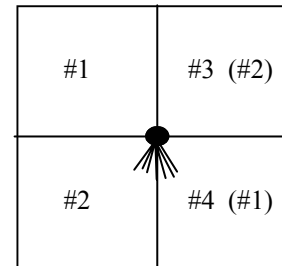
- Our sizing and styles are a guideline for our set designs and can be ordered easily online but...
- Feel free to create your own mix&match design from our - or your own - ideas
- Complex designs will require a sketch to be faxed to us with detailed descriptions as well as submitting the online order form
- Square/rectangle back: solid front will have same back unless specified; pieced can be same as front or solid from one of front fabrics. Please specify.

NOTE FABRIC NUMBERING ON EXAMPLES AT RIGHT

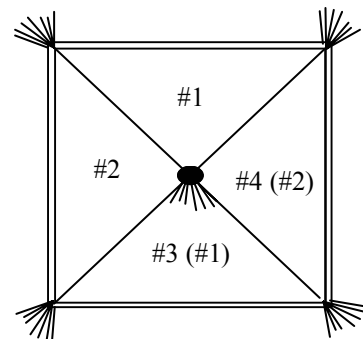
EXAMPLES



2" flange, inner perimeter welt, center covered button w/ tassel



4-piece-square, center covered button w/ tassel



4-piece-triangle, center covered button w/ tassel, perimeter welt, corner tassels

Square Envelope Pillow

BASICS:

- Choose pillow size, style and size of flap: half triangle, full triangle, half rectangle

FABRICS:

- Solid (fabric #1) with same or contrasting (fabric #2) flap
- Choose from Fabric pages online

PERIMETER TRIM:

- Piping/welt, flange, ruffle, fringe, cording
- Alone or in any combination
- Choose welt and flange/ruffle fabric from Fabric pages online

OTHER TRIM:

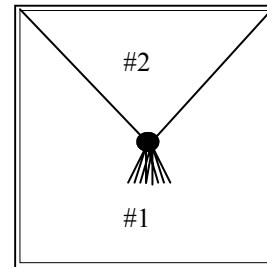
- Tassels, covered buttons
- Choose trim from Trim page online
- Choose covered button fabric from Fabric pages online

Remember:

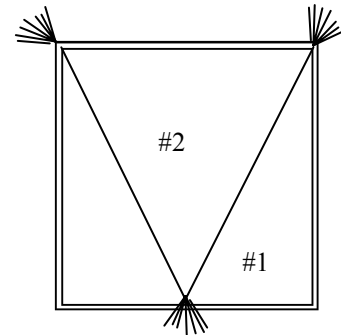
- Our sizing and styles are a guideline for our set designs and can be ordered easily online but...
- Feel free to create your own mix&match design from our - or your own - ideas
- Complex designs will require a sketch to be faxed to us with detailed descriptions as well as submitting the online order form
- Square/rectangle back: solid front will have same back unless specified; pieced can be same as front or solid from one of front fabrics. Please specify.

NOTE FABRIC NUMBERING ON EXAMPLES AT RIGHT

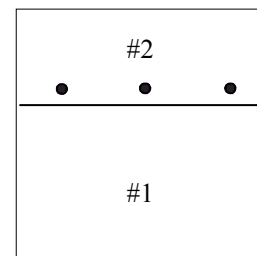
EXAMPLES



Half-triangle Envelope, perimeter welt, covered button w/ tassel at flap end



Full-triangle Envelope, perimeter welt, tassels at top corners and flap end



Half-rectangle Envelope, 3 covered buttons at flap end

Square Panel Pillow

BASICS:

- Choose pillow size and number of panels

FABRICS:

- Unless specified, fabric numbering for panels will correspond to examples at right
- Choose from Fabric pages online

PERIMETER TRIM:

- Piping/welt, flange, ruffle, fringe, cording
- Alone or in any combination
- Choose welt and flange/ruffle fabric from Fabric pages online

OTHER TRIM:

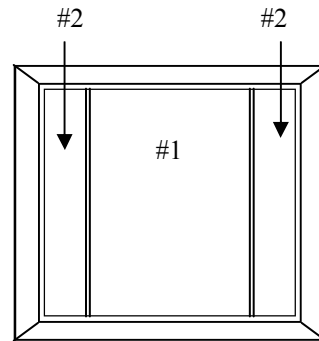
- Tassels, covered buttons
- Choose trim from Trim page online
- Choose covered button fabric from Fabric pages online

Remember:

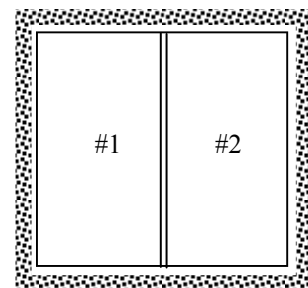
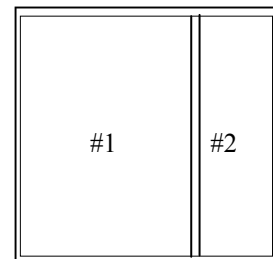
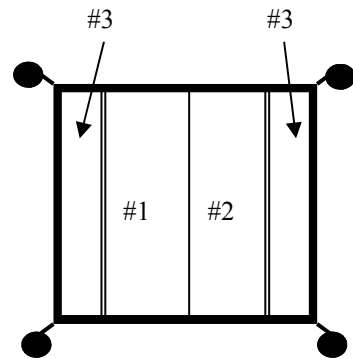
- Our sizing and styles are a guideline for our set designs and can be ordered easily online but...
- Feel free to create your own mix&match design from our - or your own - ideas
- Complex designs will require a sketch to be faxed to us with detailed descriptions as well as submitting the online order form
- Square/rectangle back: solid front will have same back unless specified; pieced can be same as front or solid from one of front fabrics. Please specify.

NOTE FABRIC NUMBERING ON EXAMPLES AT RIGHT

EXAMPLES



**Picture Frame
w/ 3-Panel**



**Various Panel options
with various trim**

Rectangular Pillow

BASICS:

- Choose pillow size and style
- Style selection is same as for Square pillows

FABRICS:

- Unless specified, fabric numbering will correspond to examples at right - also refer to Square pillow examples
- Choose from Fabric pages online

PERIMETER TRIM:

- Piping/welt, flange, ruffle, fringe, cording
- Alone or in any combination
- Choose welt and flange/ruffle fabric from Fabric pages online

OTHER TRIM:

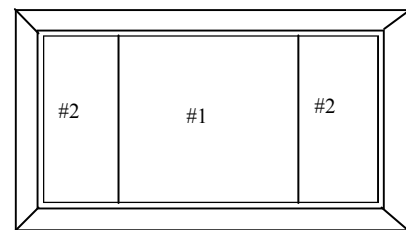
- Tassels, covered buttons
- Choose trim from Trim page online
- Choose covered button fabric from Fabric pages online

Remember:

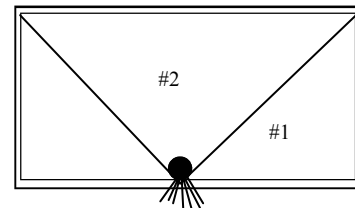
- Our sizing and styles are a guideline for our set designs and can be ordered easily online but...
- Feel free to create your own mix&match design from our - or your own - ideas
- Complex designs will require a sketch to be faxed to us with detailed descriptions as well as submitting the online order form
- Square/rectangle back: solid front will have same back unless specified; pieced can be same as front or solid from one of front fabrics. Please specify.

NOTE FABRIC NUMBERING ON EXAMPLES AT RIGHT

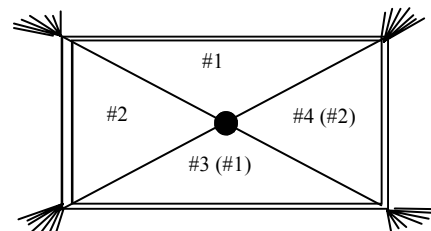
EXAMPLES



***3-Panel, 2" flange,
inner perimeter welt***



***Full-triangle Envelope,
perimeter welt, covered
button w/ tassel on flap***



***4-piece-triangle, perimeter welt,
center covered button,
corner tassels***

Cube Pillow

BASICS:

- Choose size

FABRICS:

- 6 sides can be 1, 2, 3 or 6 fabrics
- Unless specified, fabric numbering will correspond to examples at right
- Choose from Fabric pages online

PERIMETER TRIM:

- Piping/welt, cording
- Choose welt fabric from Fabric pages online

OTHER TRIM:

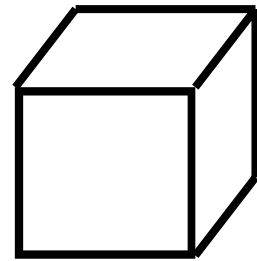
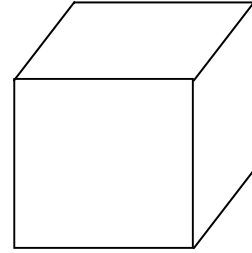
- Tassels, covered buttons
- Choose trim from Trim page online
- Choose covered button fabric from Fabric pages online

Remember:

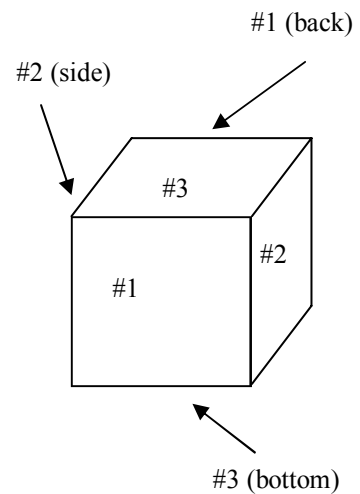
- Our sizing and styles are a guideline for our set designs and can be ordered easily online but...
- Feel free to create your own mix&match design from our - or your own - ideas
- Complex designs will require a sketch to be faxed to us with detailed descriptions as well as submitting the online order form

NOTE FABRIC NUMBERING ON EXAMPLES AT RIGHT

EXAMPLES



perimeter welt



3 contrasting fabrics

Sphere Pillow

BASICS:

- Diameter size will be 10" unless specified

FABRICS:

- 4-pieced body can be 1, 2 or 4 fabrics;
- 6-pieced body can be 1, 2, 3, or 6 fabrics
- Choose from Fabric pages online

TRIM:

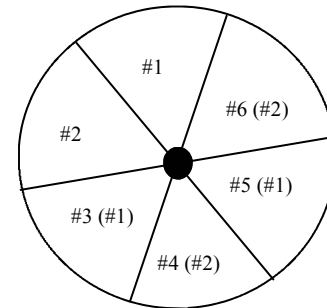
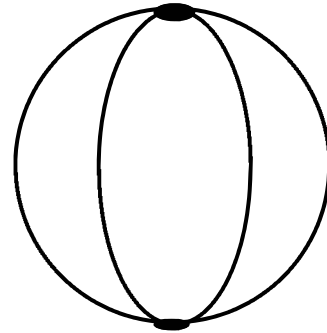
- Piping/welt, cording
- Tassels, covered buttons
- Alone or in any combination
- Choose from Trim page online
- Choose welt and covered button fabric from Fabric pages online

Remember:

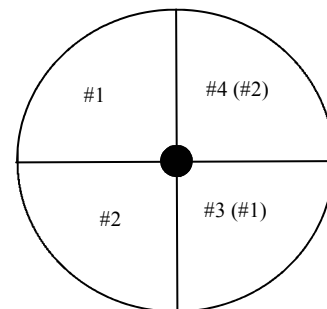
- Our sizing and styles are a guideline for our set designs and can be ordered easily online but...
- Feel free to create your own mix&match design from our - or your own - ideas
- Complex designs will require a sketch to be faxed to us with detailed descriptions as well as submitting the online order form

NOTE FABRIC NUMBERING ON EXAMPLES AT RIGHT

EXAMPLES



Top view 6-Panel



Top view 4-Panel

Bolster & Wheel Pillows

BASICS:

- Choose diameter and length; can be bolster or round/boxed “wheel” style

FABRICS:


- Wraparound ‘cylinder’ can be solid or panel
- Unless specified, fabric numbering will correspond to examples at right
- Choose from Fabric pages online

TRIM:

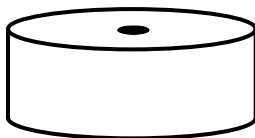
- Piping/welt, fringe, cording
- Tassels, covered buttons
- Choose welt and covered buttons fabrics and sizing from Fabric pages online
- Choose trim from Trim page online

Remember:

- Our sizing and styles are a guideline for our set designs and can be ordered easily online but...
- Feel free to create your own mix&match design from our - or your own - ideas
- Complex designs will require a sketch to be faxed to us with detailed descriptions as well as submitting the online order form



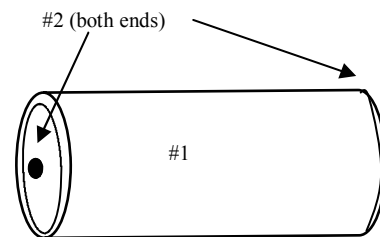

Bolster Pillow: small diameter, long length



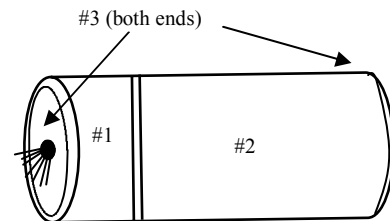
Wheel Pillow: large diameter, short length

NOTE FABRIC NUMBERING ON EXAMPLES AT RIGHT

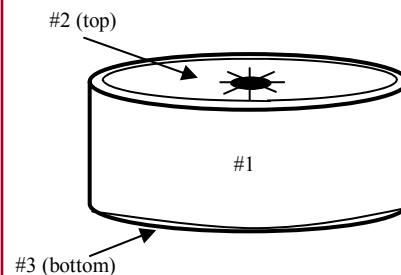
EXAMPLES



Solid body bolster w/ end welts, end center covered button



2-Panel bolster w/ inner welt, end welts, end center covered button w/ tassel



Wheel pillow w/ perimeter welt, contrasting top/bottom fabric, center covered button